



BOSCH
Invented for life

LB1-CW06-x Corner Cabinet Loudspeakers



- ▶ **Good speech intelligibility and background music reproduction**
- ▶ **Special shape for mounting in corners**
- ▶ **Available in black or white**
- ▶ **MDF construction**
- ▶ **Compliance with international installation and safety regulation**

The LB1-CW06-x is a 6 W, general-purpose cost-effective loudspeaker for indoor use. Two brackets with keyholes, fixed on one side provide quick and easy mounting in corners between two walls, or between a wall and ceiling. The cabinet is available in black or white.

conditions, leading to higher customer satisfaction, longer operating life, and much less chance of failure or performance deterioration.

Region	Certification	
Europe	CE	Declaration of Conformity
Safety	acc. to EN 60065	

Functions

The robust, solid MDF (Medium Density Fiber board) enclosures are covered with a durable, easy-to-clean vinyl in white or black. The ABS fronts are covered with fine woven cloth in matching color.

The cabinet shapes allow installation in corners between walls, and between wall and ceiling.

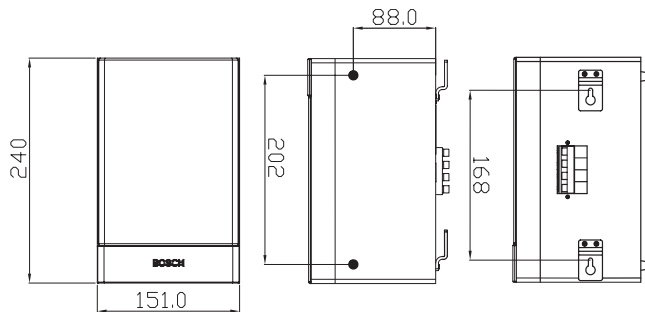
Certifications and Approvals

All Bosch loudspeakers are designed to withstand operating at their rated power for 100 hours in accordance with IEC 268-5 Power Handling Capacity (PHC) standards. Bosch has also developed the Simulated Acoustical Feedback Exposure (SAFE) test to demonstrate that they can withstand two times their rated power for short durations. This ensures extra reliability under extreme

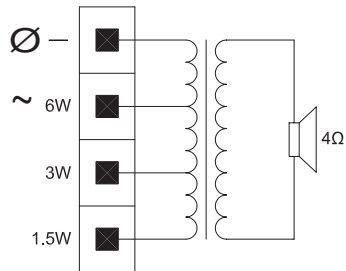
Installation/Configuration Notes

Two keyhole brackets at one side of the cabinet are provided for easy and quick wall mounting. The other side of the cabinet is provided with two rubber feet for absorbing unwanted vibrations and secure mounting.

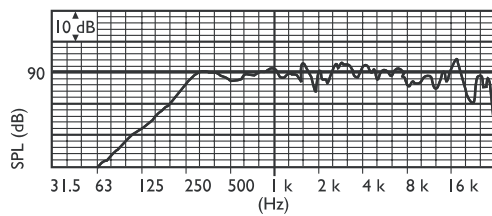
A convenient easy-to-use, 4-pole push-in terminal block is present on the side for on-site wiring. This terminal block has provision for power tapping on the 100-volt, matching transformer in the cabinet. It allows selection of nominal full-power, half-power, or quarter-power radiation (in 3 dB steps).



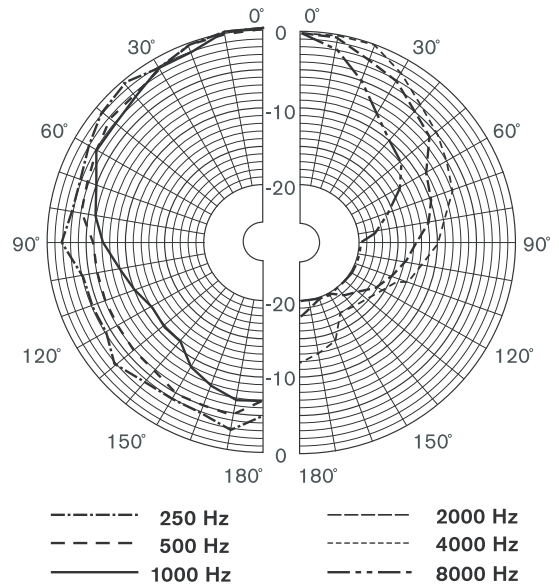
Dimensions in mm



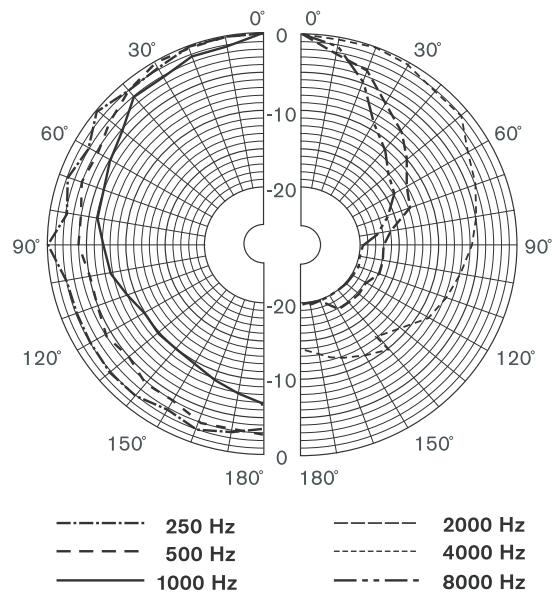
Circuit diagram



Frequency response



Polar diagram horizontal (measured with pink noise)



Polar diagram vertical (measured with pink noise)

Technical Specifications

Electrical*

Maximum power	9 W
Rated power	6 / 3 / 1.5 W
Sound pressure level at 6 W / 1 W (1 kHz, 1 m)	99 dB / 91 dB (SPL)
Effective frequency range (-10 dB)	180 Hz to 20 kHz
Opening angle	1 kHz / 4 kHz (-6 dB)
horizontal	165° / 95°
vertical	150° / 75°
Rated input voltage	100 V
Rated impedance	1667 ohm
Connector	4-pole push-in terminal block

* Technical performance data acc. to IEC 60268-5

Mechanical

Dimensions (H x W x D)	240 x 151 x 138 mm (9.5 x 5.9 x 5.6 in)
Weight	0.8 kg (1.8 lb)
Color	Black (D) or white (L)
cabinet / cloth (D)	Matches RAL 9004 / RAL 9004
cabinet / cloth (L)	Matches RAL 9010 / RAL 7044

Environmental

Operating temperature	-25 °C to +55 °C (-13 °F to +131 °F)
Storage temperature	-40 °C to +70 °C (-40 °F to +158 °F)
Relative humidity	<95%

Ordering Information

LB1-CW06-D Corner Cabinet Loudspeaker 6 W, black	LB1-CW06-D
LB1-CW06-L Corner Cabinet Loudspeaker 6 W, white	LB1-CW06-L

Americas:
Bosch Security Systems, Inc.
130 Perinton Parkway
Fairport, New York, 14450, USA
Phone: +1 800 289 0096
Fax: +1 585 223 9180
security.sales@us.bosch.com
www.boschsecurity.us

Europe, Middle East, Africa:
Bosch Security Systems B.V.
P.O. Box 80002
5600 JB Eindhoven, The Netherlands
Phone: + 31 40 2577 284
Fax: +31 40 2577 330
emea.securitysystems@bosch.com
www.boschsecurity.com

Asia-Pacific:
Bosch Security Systems Pte Ltd
38C Jalan Pemimpin
Singapore 577180
Phone: +65 6319 3450
Fax: +65 6319 3499
apr.securitysystems@bosch.com
www.boschsecurity.com

Represented by