

DYNAMIC WAH DW400



Thank you for showing your confidence in us by purchasing the BEHRINGER DYNAMIC WAH DW400. This effects pedal delivers a variety of wah effects including a Human Voice mode creating an unbelievable “talking” sound. Experience exciting new sounds!

1. CONTROLS

- 1** Select the effect mode via the *MODE* switch:

UP: Creates a Wah effect. The filter moves upwards (from low to high frequencies).

DOWN: Creates a Wah effect. The filter moves downwards.

SYNTH: A stronger upward Wah effect with a synth-like resonance filter sound.


HUMAN VOICE: Turns your instrument signal into the sound of a human voice. The sound alters between 2 selectable vowel sounds and adds slight overdrive.

TEMPO: Auto Wah. Tap in the tempo via foot switch **10** or external foot switch.

- 2** *SENS* determines the effect sensitivity, depending on the input level. In HUMAN VOICE mode, it selects the first vowel. In TEMPO mode, this control has no function.

- 3** The *MANUAL* control determines the wah effects' lowest frequency. In HUMAN VOICE mode, it selects the second vowel. In TEMPO mode, this control has no function.

- 4** The *DECAY* control determines how quickly the filter is shifted. In TEMPO mode, you can shape the LFO waveform from Sine (*MIN*) to Square wave (*MAX*).



Top view


	UP, DOWN, SYNTH	HUMAN VOICE	TEMPO
<i>SENS</i>	effect sensitivity, depending on input level	Wah 1: Selects the first vowel	no function
<i>MANUAL</i>	starting frequency of Wah effect	Wah 2: Selects the second vowel	no function
<i>DECAY</i>	Envelope Response Time	Selects the Time used to move from Wah 1 to Wah 2	LFO waveform shape: Sine (Min) > Square (Max)
<i>EXP/CTL</i> *	Wah pedal (<i>SENS</i> , <i>MANUAL</i> and <i>DECAY</i> disabled)	Fades between Wah 1 and Wah 2 (<i>DECAY</i> disabled)	Wah pedal (<i>DECAY</i> disabled)

*Connect an expression pedal (e.g. the FCV100) to the EXP/CTL connector


- 5** The ¼" TRS *EXP/CTL* connector can be used to connect two different types of pedals:
- ▲ Use an expression pedal for Wah pedal functionality (for all modes).
 - ▲ Use an external foot switch instead of the pedal foot switch (**10**) to tap in the effect time (in TEMPO mode only).
- 6** Use the ¼" TS *GTR IN* connector to plug in a guitar. Use either input **6** or **7**.
- 7** Use the ¼" TS *BASS IN* connector to plug in a bass guitar. If you use this input, the filter parameters are optimized for bass signals. With a cable in input **6**, this input has no function.
- 8** The ¼" TS *OUT* connector sends the signal to your amp or other effects devices.
- 9** The *ON/BATT* LED illuminates when the effect is activated. It also serves as a battery level indicator. If the Tap function is active, the LED flashes.
- 10** Use the foot switch to activate/deactivate the effect. When pressing the foot switch 2 seconds or longer, you can tap in the Auto Wah effect time (*ON/BATT* LED flashes).

Use the *DC IN* connection at the front of the unit to plug in a 9 V power supply (not included).

The BATTERY COMPARTMENT is located underneath the pedal cover. To install or replace the 9 V battery (not included), press the hinges with a ballpoint pen and remove the pedal cover. Be careful not to scratch the unit.

-  The DW400 has no On/Off switch. It is operable as soon as you insert a plug into the IN connector. Disconnect the plug, if you don't use the DW400. In doing so, you can extend the life time of the battery.

The SERIAL NUMBER is located on the underside.

-  In rare cases interferences of the normal function may appear by external influence (e.g. electrostatic discharge), as for example sound disturbances or malfunctions. If this occurs, please turn down the volume on subsequent amplifiers and disconnect the input connector briefly to restart the application.

2. WARRANTY

For our current warranty terms, please refer to our website at <http://www.behringer.com>.

3. SPECIFICATIONS

GTR IN	Connector ¼" TS, 500 kΩ
BASS IN	Connector ¼" TS, 500 kΩ
OUT	Connector ¼" TS, 1 kΩ
EXP/CTL	Connector ¼" TRS, 1 kΩ
Power supply	9 V ⁻⁻⁻ , 100 mA regulated
BEHRINGER PSU-SB	
USA/Canada	120 V~, 60 Hz
China	220 V~, 50 Hz
Korea	220 V~, 60 Hz
Europe/Australia	230 V~, 50 Hz
Japan	100 V~, 50/60 Hz
Power connector	2 mm DC jack, center negative
Battery	9 V type 6LR61
Power consumption	60 mA
Dimensions (H x W x D)	approx. 54 mm (2 1/8") x 70 mm (2 3/4") x 123 mm (4 4/5")
Weight	approx. 0.42 kg (0.93 lbs)

BEHRINGER is constantly striving to maintain the highest professional standards. As a result of these efforts, modifications may be made from time to time to existing products without prior notice. Specifications and appearance may therefore differ from those listed or shown.

4. SAFETY INSTRUCTIONS

Do not use near water, nor install near heat sources. Use only authorized attachments/accessories. Do not service product yourself. Contact our qualified servicing personnel for servicing or repairs, **especially when power supply cord or plug is damaged.**

Betreibes das Gerät nicht in der Nähe von Wasser oder Wärmequellen. Verwende bitte nur autorisiertes Zubehör. Führe bitte keinerlei Reparaturen am Gerät eigenständig durch. Reparaturen sind nur von qualifiziertem Fachpersonal vorzunehmen, **insbesondere bei Beschädigungen des Netzkabels oder Netzsteckers.**

Ne pas utiliser ni installer à proximité de liquides ou de sources de chaleur. Utiliser exclusivement les accessoires autorisés. Ne pas réaliser de maintenance soi-même sur le produit. Contacter notre personnel technique pour tout service ou réparation, **particulièrement si le cordon ou le connecteur du bloc d'alimentation est endommagé.**

No utilizar cerca de agua o instalar cerca de fuentes de calor. Utilice sólo accesorios y aditamentos autorizados. No intenté reparar el producto usted mismo. Contacte a nuestro personal técnico cualificado para servicio y reparaciones, **especialmente cuando la fuente o el cable de alimentación estén dañados.**

Не эксплуатировать прибор вблизи от источников воды и тепла. Применяйте только авторизованные дополнительные устройства. Никогда не ремонтируйте прибор самостоятельно. Ремонт может производить только квалифицированный специализированный персонал, **особенно при повреждениях сетевого провода или сетевой вилки.**

水の近くや、ヒーターなど熱気のある場所では使用しないでください。正式に認可された付属品のみを使用してください。製品はご自身では決して修理せず、特に電源コードもしくはプラグが損傷した場合には、必ず製品サービスおよびリペアの資格を有した当社の担当員にご相談ください。

不要在靠近水源的地方使用，或在靠近热源的地方安装。只使用经过许可的附件/配件。不要自己进行产品维修，**尤其是当电源线或插座损坏的时候**，请联系我们的专业服务人员有关产品维修事宜。

Die deutsche Anleitung ist erhältlich @ www.behringer.com
Manuel francophone en téléchargement sur www.behringer.com
Manual en español disponible en www.behringer.com
Manuali italiani disponibili @ www.behringer.com
Русскоязычное руководство @ www.behringer.com
Polska instrukcja dostępna jest pod adresem @ www.behringer.com
Nederlandse handleiding beschikbaar @ www.behringer.com
Suomenkielinen käyttöohje saatavilla osoitteesta www.behringer.com
Svensk manual finns tillgänglig på www.behringer.com
Dansk vejledning findes på @ www.behringer.com
Manual português disponível @ www.behringer.com
Ελληνικό εγχειρίδιο υπάρχει διαθέσιμο στη διεύθυνση www.behringer.com
使用说明书可在 www.behringer.com 下载

Technical specifications and appearance are subject to change without notice. The information contained herein is correct at the time of printing. BEHRINGER accepts no liability for any loss which may be suffered by any person who relies either wholly or in part upon any description, photograph or statement contained herein. Colors and specifications may vary slightly from product. Products are sold through our authorized dealers only. Distributors and dealers are not agents of BEHRINGER and have absolutely no authority to bind BEHRINGER by any express or implied undertaking or representation. No part of this manual may be reproduced or transmitted in any form or by any means, electronic or mechanical, including photocopying and recording of any kind, for any purpose, without the express written permission of BEHRINGER International GmbH. ALL RIGHTS RESERVED. © 2007 BEHRINGER International GmbH. BEHRINGER International GmbH, Hanns-Martin-Schleyer-Str. 36-38, 47877 Willich-Muenchheide II, Germany. Tel. +49 2154 9206 0, Fax +49 2154 9206 4903