



AV483-L750

PLASMA/LCD DISPLAY TILT WALL MOUNT



DESCRIPTION

Behind your prized plasma display, you need a Great Support

Designed for all discerning owners of their prized flat plasmas and LCDs, ABtUS Universal Plasma/LCD Tilt Wall Mount AV483-L750 support any 37" – 50" flat panels. Its ultra sleek design provides the ultimate wall mounting solution that is very safe and discreet, keeping the panel 1.97" (50mm) away from the wall.

FEATURES

- Fast and easy installation Fixed Mount
- Sliding lateral on-wall adjustment
- Includes mounting hardware kit
- Locking screws for security

TECHNICAL SPECIFICATION

PLASMA SIZE: Suitable for 37" to 50"

WALL PLATE DIMENSION: 820mm (32.3") x 425mm (16.7")

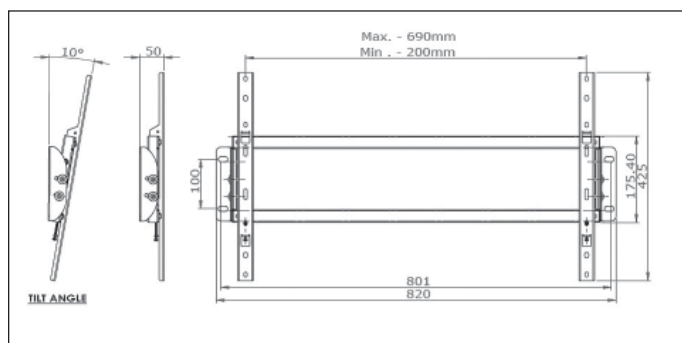
LENGTH OF HOOK: 425mm (16.7")

TILT ANGLE: 10 degrees

DISTANCE FROM WALL: 50mm (1.97")

LOAD CAPACITY: 45.5kg (100 lbs)

COLOR OPTION: Black



* Specifications are subject to change without notice.

ABtUS