

AT series



ColorWash 1200E AT™

ColorSpot 700E AT™

ColorSpot 1200E AT™

ColorWash 2500E AT™

ColorSpot 2500E AT™

ColorWash 575E AT™

ColorSpot 75E AT™ ColorWash 700E AT™

AT series



ROBE®

ColorSpot 2500E AT™

Now with new 1.500W lamp

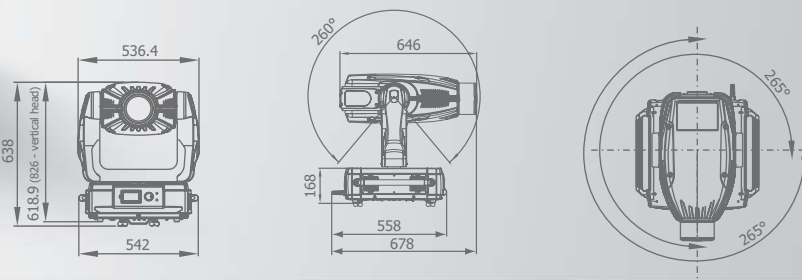
ColorWash 2500E AT™

Now with new 1.500W lamp




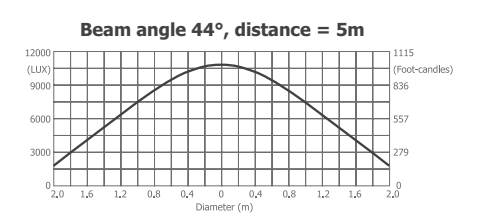
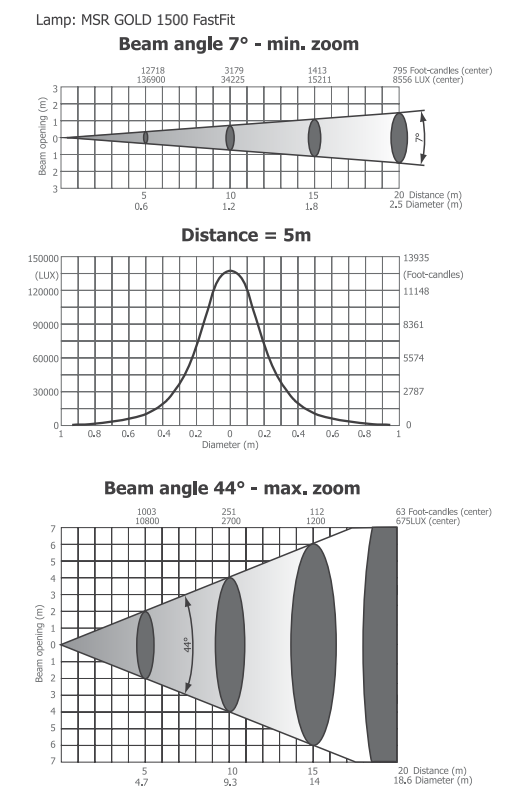
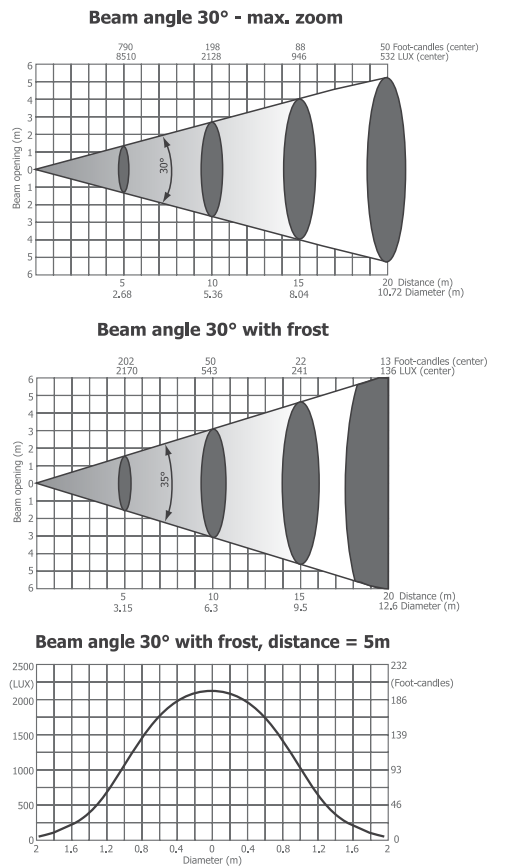
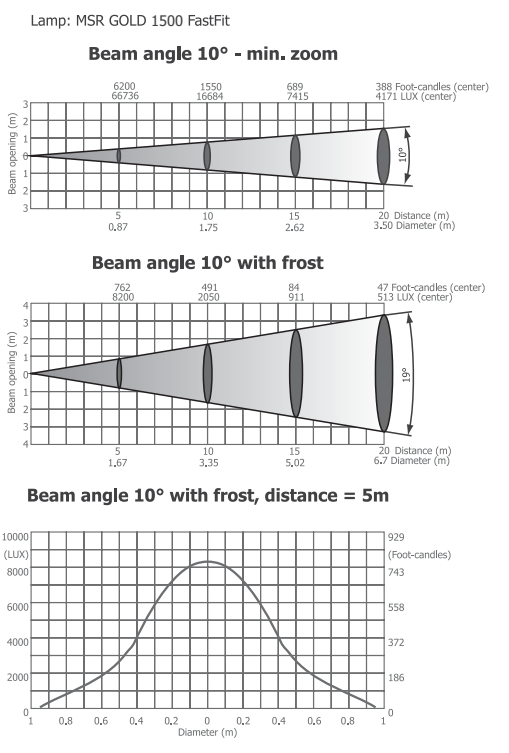
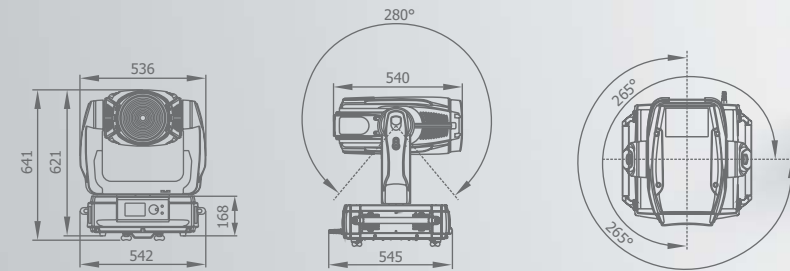
- **Lamp:** New - MSR Gold 1500 FastFit (1500W, 6000K, 750 hrs life), automatic and remote on/off, **Optional** - MSR Gold 1200 FastFit (1400W, 6300K, 750 hrs life), automatic and remote on/off
- **Ballast:** Electronic
- **Colour system:** Full CMY + CTO
- **Zoom:** Linear 10° - 30°, motorized
- **Colour wheel:** 6 replaceable "SLOT&LOCK" colours + open
- **Gobo wheel 1:** 6 rotating, indexable, replaceable "SLOT&LOCK" dichroic glass gobos + open
- **Gobo wheel 2:** 6 rotating, indexable, replaceable "SLOT&LOCK" dichroic glass gobos + open
- **Gobo indexing, prism indexing:** 8- or 16-bit
- **Effect wheel:** 4 rotating, indexable, replaceable "SLOT&LOCK" prisms and effect glasses + open
- **Iris:** Motorized, stepless
- **Frost effect:** Separate, variable
- **Dimmer/Shutter:** Full range dimming and variable strobe effect
- **Prism:** High-speed rotating 3 or 5-facet
- **Focus:** 2m infinity, remotely controllable, motorized
- **Pan/Tilt movement range:** Pan 530°, Tilt 260°, automatic Pan/Tilt position correction
- **Pan/Tilt movement resolution:** 16-bit
- **Setting & Addressing:** ROBE Navigation System (RNS)
- **Display:** Blue/White LCD graphic
- **Operation modes:** Stand alone, DMX operation
- **Connectivity:** DMX (support for RDM protocol), Ethernet port (Art-Net protocol, ready for ACN)
- **Control channels:** 24 or 32; 3 protocol modes
- **Programs:** 3 freely-programmable programs, up to 99 steps each

Dimensions: Height (head horizontally) = 638 mm (25.1"), Width = 542 mm (21.3"), Depth = 678 mm (26.7"); Weight: 42.5 kg (93.7 lbs)



- **Lamp:** New - MSR Gold 1500 FastFit (1500W, 6000K, 750 hrs life), automatic and remote on/off, **Optional** - MSR Gold 1200 FastFit (1400W, 6300K, 750 hrs life), automatic and remote on/off
- **Ballast:** Electronic
- **Colour system:** Full CMY + CTO
- **Zoom:** 7° - 44° (standard Fresnel lens), 87° (Wide-angle lens), 6° - 35° (optional PC lens)
- **Colour wheel 1:** 6 replaceable "SLOT&LOCK" colours + open
- **Colour wheel 2:** 6 replaceable "SLOT&LOCK" colours + open
- **Colour wheel 1 & 2 positioning:** 8- or 16-bit
- **Dimmer/Shutter:** Full range dimming and variable strobe effect
- **Zoom and dimmer resolution:** 8- or 16-bit
- **Pan/Tilt movement range:** Pan 530°, Tilt 280°, automatic Pan/Tilt position correction
- **Pan/Tilt movement resolution:** 16-bit
- **Setting & Addressing:** ROBE Navigation System (RNS)
- **Display:** Blue/White LCD graphic
- **Operation modes:** Stand alone, DMX operation
- **Connectivity:** DMX (support for RDM protocol), Ethernet port (Art-Net protocol, ready for ACN)
- **Control channels:** 17, 21, 23, 24 or 30; 5 protocol modes
- **Programs:** 3 freely-programmable programs, up to 99 steps each
- **Optional accessories:** Module of lens D200; Top hats

Dimensions: Height (head horizontally) = 641 mm (25.2"), Width = 542 mm (21.3"), Depth = 545 mm (21.5"); Weight: 41 kg (90.4 lbs)



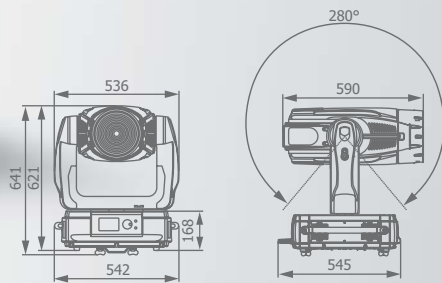
ColorBeam 2500E AT™

ColorSpot 1200E AT™ Profile



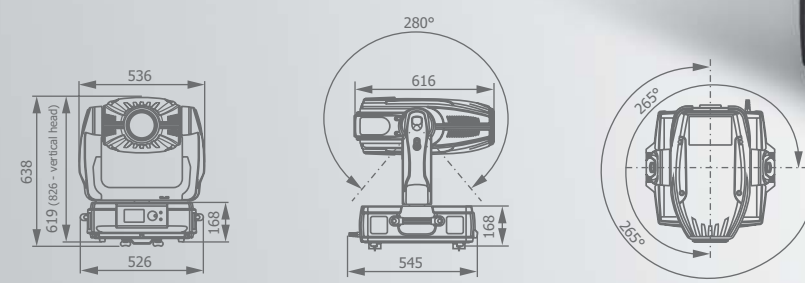
- **Lamp:** MSR Gold 1500 FastFit (1500W, 6000K, 750hrs life), automatic and remote on/off
- **Ballast:** Electronic
- **Colour system:** Full CMY+CTO
- **Zoom:** multistep (5°, 7°, 10°), motorized
- **Colour wheel:** 6 replaceable „SLOT&LOCK“, dichroic filters + open
- **Rotating Gobo wheel 1:** 6 rotating, indexable, replaceable „SLOT&LOCK“, glass gobos + open
- **Rotating Gobo wheel 2:** 6 rotating, indexable, replaceable „SLOT&LOCK“, glass gobos + open
- **Gobo Indexing:** 8- or 16-bit
- **Effect wheel:** 4 rotating, indexable, replaceable „SLOT&LOCK“, prisms and effect glasses + open
- **Prism Indexing:** 8- or 16-bit
- **Iris:** Motorized, stepless
- **Frost Effect:** Separate, variable
- **Dimmer/Shutter:** Full range dimming and variable strobe effect
- **Focus:** Motorized
- **Pan/Tilt movement range:** Pan 530°, Tilt 260°, automatic Pan/tilt position correction
- **Pan/Tilt movement resolution:** 16-bit
- **Setting & Addressing:** Robe navigation System (RNS)
- **Display:** Blue/White LCD graphic
- **Operation modes:** DMX operation, Stand Alone
- **Connectivity:** DMX (RDM support), Ethernet port (Art-Net protocol, ready for ACN)
- **Control channels:** 23 or 31
- **Programs:** 3 freely-programmable programs, up to 99 steps each

Dimensions: Height (head horizontally)=638mm (25.1"), Width= 542mm (21.3"), Depth=678mm(26.7"); Weight: 42kg (93lbs)



- **Lamp:** MSR 1200 SA (1200W, 6000K, 750hrs life), automatic and remote on/off
- **Ballast:** Electronic
- **Colour system:** Full CMY+CTO
- **Zoom:** linear 13°-42°, motorized
- **Colour wheel:** 6 replaceable „SLOT&LOCK“, dichroic filters + open
- **Rotating Gobo wheel:** 6 rotating, indexable, replaceable „SLOT&LOCK“, glass gobos + open
- **Gobo Indexing:** 8- or 16-bit
- **Iris:** Motorized, stepless
- **Frost Effect:** Separate, variable
- **Dimmer/Shutter:** Full range dimming and variable strobe effect
- **Focus:** Motorized
- **Framing shutters system:** four shutters, each individually controlled
- **Pan/Tilt movement range:** Pan 530°, Tilt 280°, automatic Pan/tilt position correction
- **Pan/Tilt movement resolution:** 16-bit
- **Setting & Addressing:** Robe navigation System (RNS)
- **Display:** Blue/White LCD graphic
- **Operation modes:** DMX operation, Stand Alone
- **Connectivity:** DMX (RDM support), Ethernet port (Art-Net protocol, ready for ACN)
- **Control channels:** 29 or 35
- **Programs:** 3 freely-programmable programs, up to 99 steps each

Dimensions: Height (head horizontally)=619mm (24.4"), Width= 536mm (21.1"), Depth=616mm(24.3"); Weight: 43.8 kg (96.6 lbs)

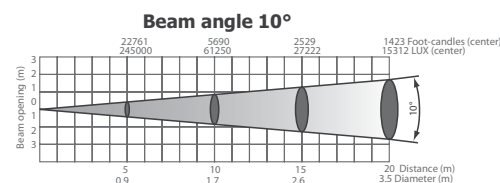
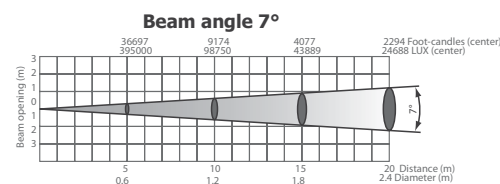



Rotating gobos (wheel 1)

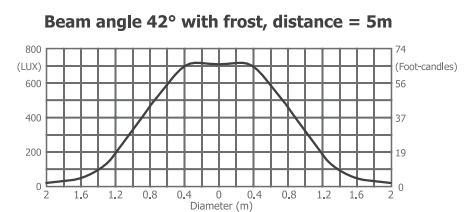
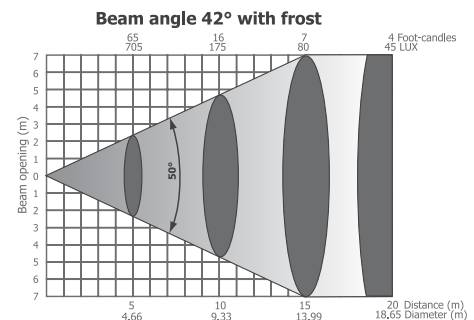
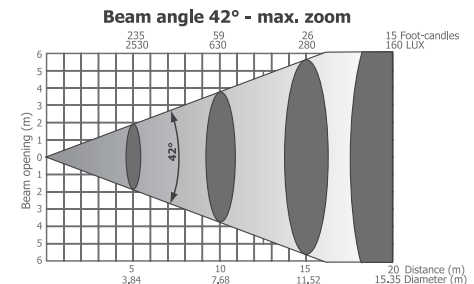
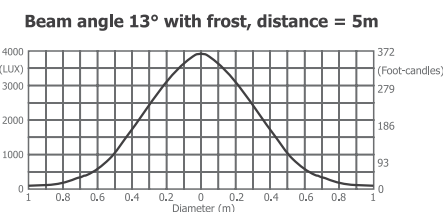
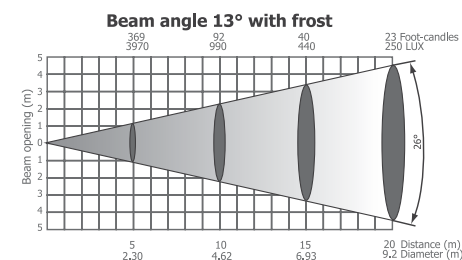
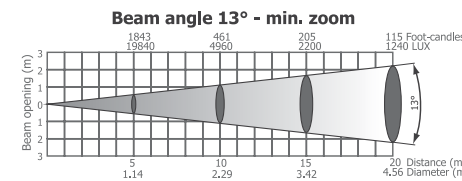
Rotating gobos (wheel 2)



Lamp: MSR Gold 1500 FastFit



Lamp: MSR 1200 SA



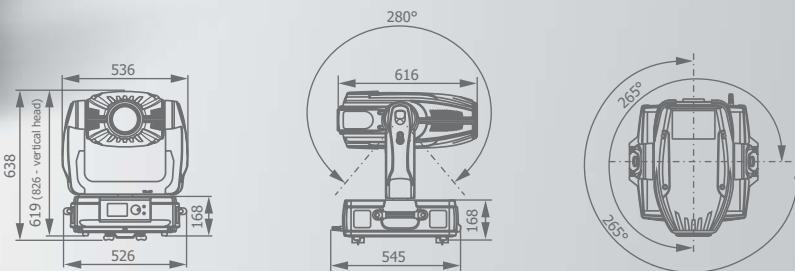
ColorSpot 1200 AT™ / ColorSpot 1200E AT™

ColorWash 1200E AT™



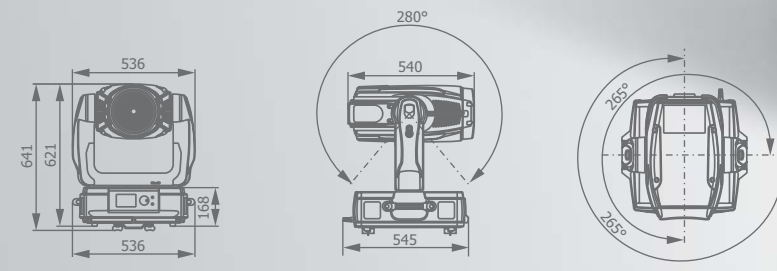
- **Lamp:** MSR 1200 SA discharge lamp (1200W, 6000K, 750 hrs life), automatic and remote on/off
- **Ballast:** Magnetic (ColorSpot 1200 AT) / Electronic (ColorSpot 1200E AT)
- **Colour system:** Full CMY + CTO
- **Zoom:** Linear 13° - 42°, motorized
- **Colour wheel:** 6 replaceable "SLOT&LOCK" colours + open
- **Gobo wheel 1:** 6 rotating, indexable, replaceable "SLOT&LOCK" dichroic filters + open
- **Gobo wheel 2:** 6 rotating, indexable, replaceable "SLOT&LOCK" dichroic filters + open
- **Gobo indexing, prism indexing:** 8- or 16-bit
- **Effect wheel:** 4 rotating, indexable, replaceable "SLOT&LOCK" prisms and effect glasses + open
- **Iris:** Motorized, stepless
- **Frost effect:** Separate, variable
- **Dimmer/Shutter:** Full range dimming and variable strobe effect
- **Prism:** High-speed rotating 3 or 5-facet
- **Focus:** 2m - infinity, remotely controllable, motorized
- **Pan/Tilt movement range:** Pan 530°, Tilt 280°, automatic Pan/Tilt position correction
- **Pan/Tilt movement resolution:** 16-bit
- **Setting & Addressing:** ROBE Navigation System (RNS)
- **Display:** Blue/White LCD graphic
- **Operation modes:** Stand alone, DMX operation
- **Connectivity:** DMX (support for RDM protocol), Ethernet port (Art-Net protocol, ready for ACN)
- **Control channels:** 24 or 32 DMX; 3 protocol modes

Dimensions: Height (head horizontally) = 638 mm (25.1"), Width = 536 mm (21.1"), Depth = 616 mm (24.3"); Weight - ColorSpot 1200 AT: 51.5 kg (113.5 lbs), Weight - ColorSpot 1200E AT: 42 kg (92.6 lbs)

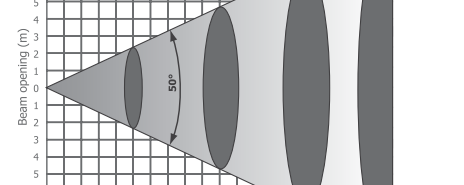
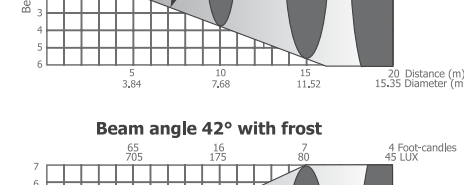
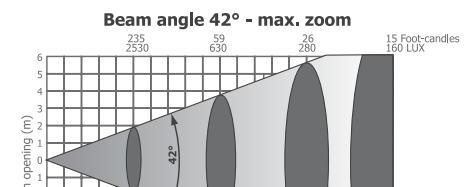
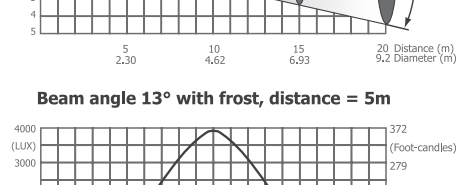
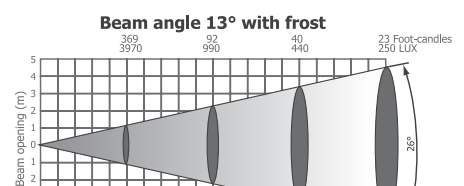
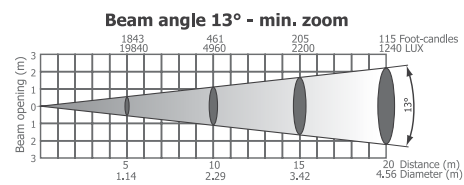


- **Lamp:** MSR 1200 SA discharge lamp (1200W, 6000K, 750 hrs life), automatic and remote on/off
- **Ballast:** Electronic
- **Colour system:** CMY + CTO
- **Zoom:** Linear motorized zoom of 10° - 44° or 68° - 87° depending on the lens type used
- **Colour wheel 1:** 6 replaceable "SLOT&LOCK" colours + open
- **Colour wheel 2:** 6 replaceable "SLOT&LOCK" colours + open
- **Colour wheel 1 & 2 positioning:** 8- or 16-bit
- **Dimmer/Shutter:** Full range dimming and variable strobe effect
- **Zoom and dimmer resolution:** 8- or 16-bit
- **Pan/Tilt movement range:** Pan 530°, Tilt 280°, automatic Pan/Tilt position correction
- **Pan/Tilt movement resolution:** 16-bit
- **Setting & Addressing:** ROBE Navigation System (RNS)
- **Display:** Blue/White LCD graphic
- **Operation modes:** Stand alone, DMX operation
- **Connectivity:** DMX (support for RDM protocol), Ethernet port (Art-Net protocol, ready for ACN)
- **Control channels:** 17, 21, 23, 24 or 30; 5 protocol modes
- **Optional accessories:** module of lens D200 PC; Top hats


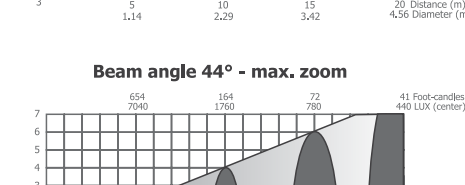
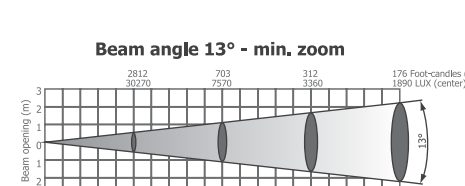
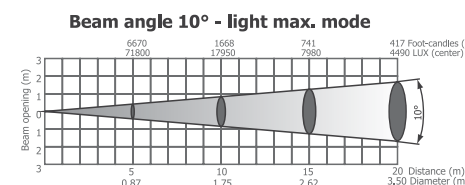
Dimensions: Height (head horizontally) = 641 mm (25.2"), Width = 536 mm (21.1"), Depth = 545 mm (21.5"); Weight: 41 kg (90.4 lbs)



Lamp: MSR 1200 SA



Lamp: MSR 1200 SA



ColorSpot 700E AT™

ColorWash 700E AT™

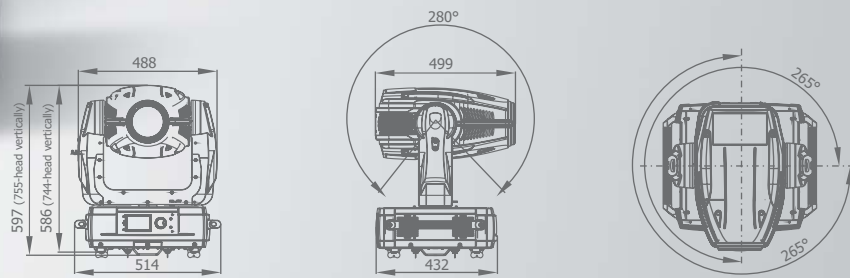
AT series

AT series



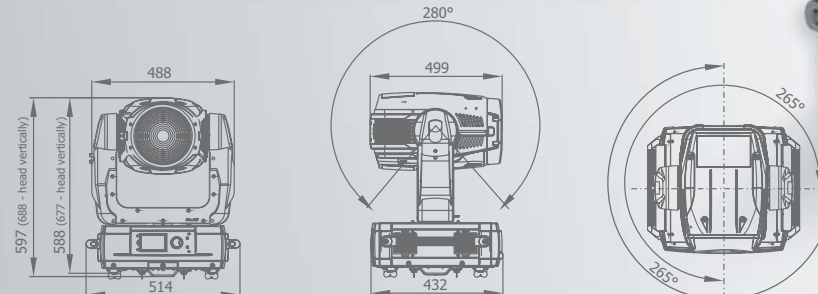
- **Lamp:** Philips MSR Gold 700™ FastFit (700W, 6000K, 750 hrs life), automatic and remote on/off
- **Ballast:** Electronic
- **Zoom:** Linear, motorized, range 15° - 51°, 8- or 16-bit resolution
- **Colour mixing system:** Full CMY + CTO
- **Colour wheel:** 7 replaceable "SLOT&LOCK" dichroic filters + open
- **Colour wheel positioning:** 8- or 16-bit
- **Gobo wheel 1 - static:** 9 replaceable "SLOT&LOCK" glass gobos + open
- **Static gobo wheel positioning:** 8- or 16-bit
- **Gobo wheel 2 - rotating:** 7 rotating, indexable, replaceable "SLOT&LOCK" glass gobos + open
- **Gobo rotation:** 8- or 16-bit
- **Animation wheel:** Replaceable, indexable, rotation in both directions at different speeds
- **Iris:** 8- or 16-bit, motorized, stepless
- **Focus:** 8- or 16-bit motorized
- **Prism:** 3-facet indexable prism rotating in both directions at different speeds
- **Frost:** Separate, variable
- **Dimmer/Shutter:** Full range dimming and variable strobe effect, electronic strobbing "ZAP"
- **Pan/Tilt movement range:** Pan 530°, Tilt 280°
- **Pan/Tilt resolution:** 16-bit
- **Setting & Addressing:** ROBE Navigation System (RNS)
- **Display:** Blue/White LCD graphic
- **Operation mode:** Stand alone, DMX operation (support for RDM protocol)
- **Connectivity:** DMX, Ethernet port (Art-Net protocol, ready for ACN)
- **Control channels:** 24, 26, 28, 31, 34 or 36; 6 protocol modes
- **Fixation option:** Pan/Tilt-lock mechanism
- **Mounting Points:** 4 pairs of ¼-turn locks for 2 Omega brackets

Dimensions: Height (head horizontally) = 597 mm (23.5"), Width = 514 mm (20.2"), Depth = 499 mm (19.7"); Weight: 32 kg (70.5 lbs)




- **Lamp:** Philips MSR Gold 700™ FastFit (700W, 6000K, 750 hrs life), automatic and remote on/off
- **Ballast:** Electronic
- **Zoom:** Linear, motorized, range 6° - 45°, 8- or 16-bit
- **Colour mixing system:** Full CMY + CTO
- **Colour wheel:** 7 replaceable "SLOT&LOCK" dichroic filters + open
- **Colour wheel positioning:** 8- or 16-bit
- **Beam shaper:** Indexable, continuous rotation in both directions at different speeds, 8- or 16-bit
- **Dimmer/Shutter:** Full range dimming and variable strobe effect, electronic strobbing "ZAP"
- **Fixation option:** Pan/Tilt-lock mechanism
- **Pan/Tilt movement range:** Pan 530°, Tilt 280°
- **Pan/Tilt resolution:** 16-bit
- **Setting & Addressing:** ROBE Navigation System (RNS)
- **Display:** Blue/White LCD graphic
- **Operation mode:** Stand alone, DMX operation (support for RDM protocol)
- **Connectivity:** DMX, Ethernet port (Art-Net protocol, ready for ACN)
- **Control channels:** 18, 20, 21, 22, 23 or 24; 6 protocol modes
- **Mounting Points:** 4 pairs of ¼-turn locks for 2 Omega brackets
- **Optional Accessories:** Module of front wide-angle lens; Top hats


Dimensions: Height (head horizontally) = 597 mm (23.5"), Width = 514 mm (20.2"), Depth = 499 mm (19.7"); Weight: 30.4 kg (67 lbs)



Optional gobos

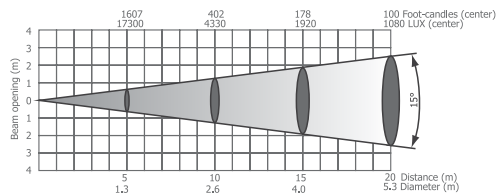


Animation wheel

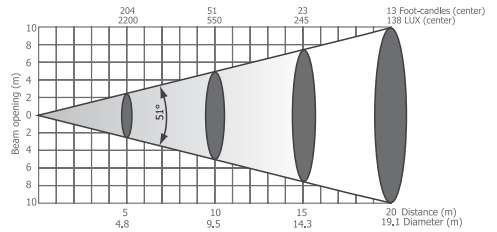


Lamp: MSR Gold 700™ FastFit

Beam angle 15° - min. zoom

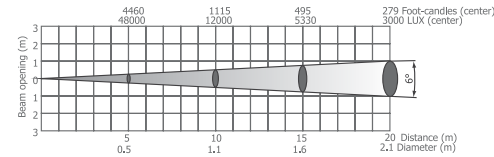


Beam angle 51° - max. zoom

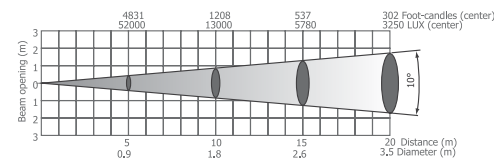


Lamp: MSR Gold 700™ FastFit


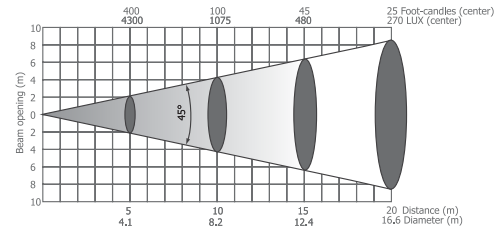
Beam angle 6° - min. zoom



Beam angle 10° - max. light output



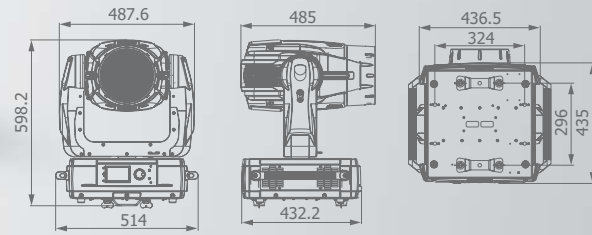
Beam angle 45° - max. zoom



AT series



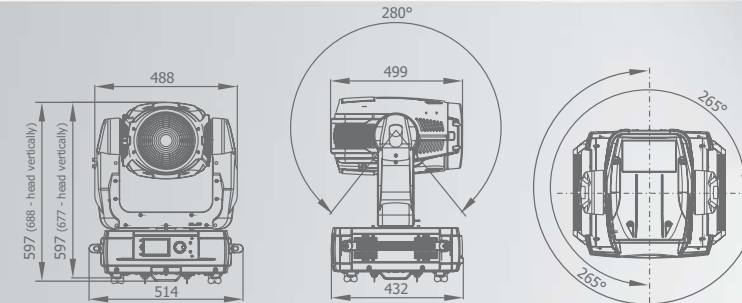
- **Lamp:** Philips MSR Gold 700™ FastFit, Luminous flux 50,000lm, CRI>80, 750hrs lamp life, CCT 6,300K
- ROBE Navigation System (RNS)
- Beam angle 6,5-1°
- **Colour mixing system:** CMY + CTO dichroic colour flag system - for smooth and fast colour mixing
- **Colour wheel:** with 7 + 1 user replaceable magnetic „SLOT&LOCK“ trapezoid shaped positions
- **Static Gobo wheel:** 9 replaceable „SLOT&LOCK“ gobos + open
- **Rotating Gobo wheel:** 7 rotating, indexable, replaceable „SLOT&LOCK“ glass gobos + open
- 4-facet rotating indexable prism
- Motorized and stepless iris
- Motorized focus
- Mechanical shutter/dimmer
- Variable frost effect
- **Pan and Tilt movement:** 16/8 bit resolution 530°/280° with locking mechanism
- **Communication protocol:** USITT DMX-512, RDM support, ArtNet



- **Lamp:** Philips Hi-Brite 750 FastFit (780W, 3250K, 300 hrs life), automatic and remote on/off
- **Colour system:** Full CMY
- **Zoom:** Linear, motorized, range 8° - 45°
- **Colour mixing system:** Full CMY + CTB
- **Effect wheel:** Rotating, indexable beam shaper, 8- or 16-bit resolution
- **Mechanical dimmer/shutter:** Full range dimming and variable strobe effect
- **Electronic dimmer:** Full range fine dimming
- **Fixation option:** Pan/Tilt-lock mechanism
- **Pan/Tilt movement range:** Pan 530°, Tilt 280°
- **Pan/Tilt resolution:** 16-bit
- **Zoom and dimmer:** 8- or 16-bit
- **Setting & Addressing:** ROBE Navigation System (RNS)
- **Display:** Blue/White LCD graphic
- **Operation mode:** Stand alone, DMX operation (support for RDM protocol)
- **Connectivity:** DMX, Ethernet port (Art-Net protocol, ready for ACN)
- **Control channels:** 18, 20, 21, or 23; 5 protocol modes
- **Mounting Points:** 4 pairs of ¼-turn locks for 2 Omega brackets
- **Optional accessories:** module of front wide-angle lens; Top hats

Dimensions: Height (head horizontally) = 597 mm (23.5"), Width = 514 mm (20.2"), Depth = 499 mm (19.7"); Weight: 30.9 kg (68 lbs)

AT series

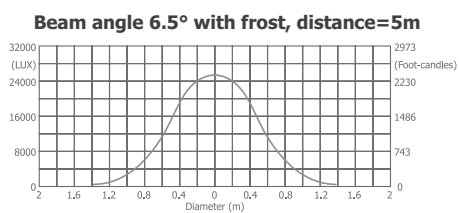
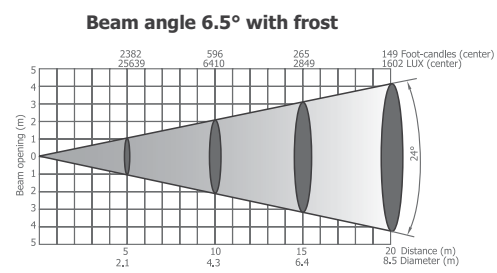
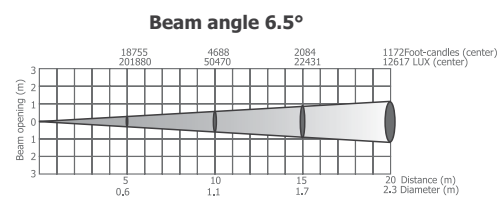


Static gobo wheel

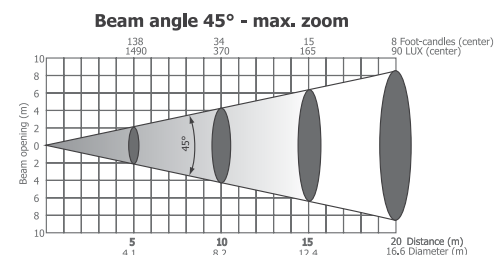
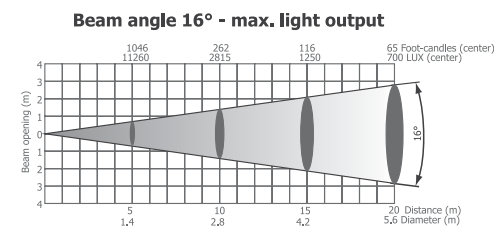
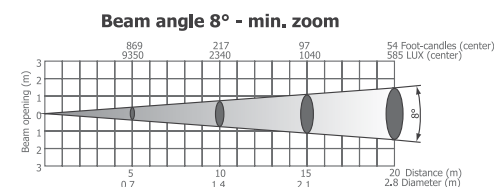
Rotating gobo wheel



Lamp: MSR Gold 700 FastFit



Lamp: Philips Hi-Brite 750 FastFit



ColorSpot 575 AT™

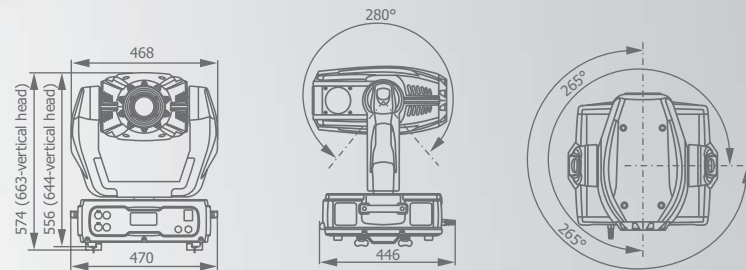
ColorWash 575 AT™

AT series



- **Lamp:** MSR 575/2 discharge lamp (575W, 7200K, 1000 hrs life), automatic and remote on/off
- **Ballast:** Magnetic
- **Zoom:** 15°, 18° and 22°, remotely adjustable
- **Colour wheel 1:** 9 dichroic filters + open, rainbow effect in both directions
- **Colour wheel 2:** 8 replaceable "SLOT&LOCK" dichroic filters + open, rainbow effect in both directions
- **Colour wheel 1 & 2 positioning:** 8- or 16-bit
- **Gobo wheel 1 - static:** 9 replaceable "SLOT&LOCK" metal gobos + open
- **Gobo wheel 2 - rotating:** 7 rotating, indexable, replaceable "SLOT&LOCK" dichroic glass gobos + open
- **Static gobo positioning, rotating gobo indexing:** 8- or 16-bit
- **Iris:** Motorized, 8- or 16-bit
- **Focus:** Motorized, 8- or 16-bit
- **Prism:** Replaceable 3-facet prism rotating in both directions at different speeds
- **Frost:** Separate and variable, 8- or 16-bit
- **Dimmer/Shutter:** Full range dimming and variable strobe effect
- **Pan/Tilt movement range:** Pan 530°, Tilt 280°, automatic Pan/Tilt position correction
- **Pan/Tilt movement resolution:** 16-bit
- **Display:** 4-digit LED
- **Operation modes:** Stand alone, DMX operation, Master/Slave
- **Connectivity:** DMX (RDM support)
- **Control channels:** 19, 21, 27, 29 DMX; 4 protocol modes

Dimensions: Height (head horizontally) = 574 mm (22.6"), Width = 470 mm (18.5"), Depth = 446 mm (17.6"); Weight - ColorSpot 575E AT: 26 kg (57.3 lbs)
Weight - ColorSpot 575 AT: EU model = 32 kg (70.5 lbs), US model = 36 kg (79.4 lbs)

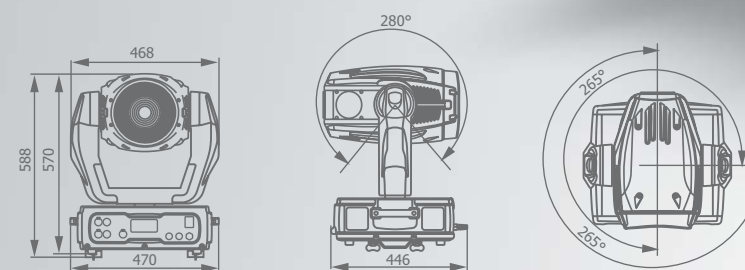


AT series

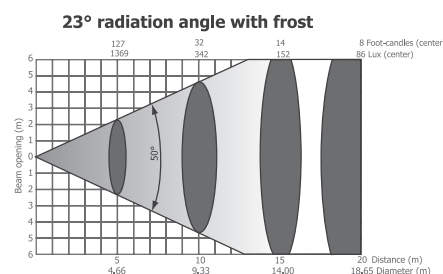
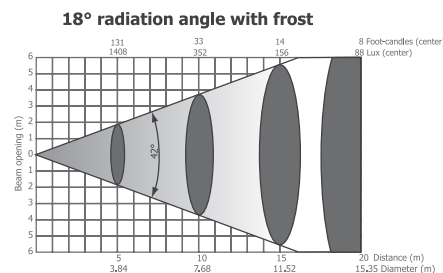
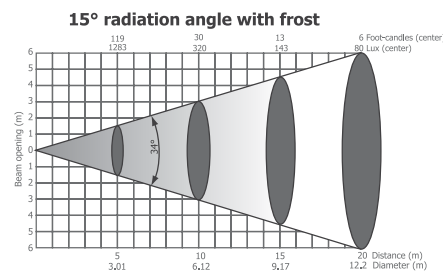
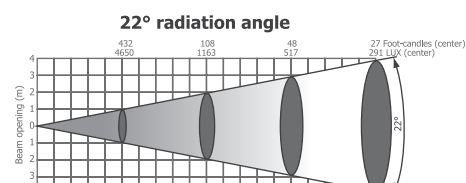
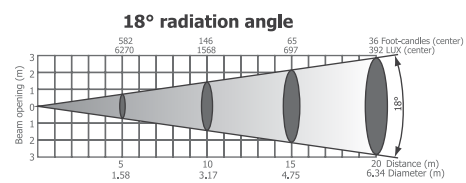
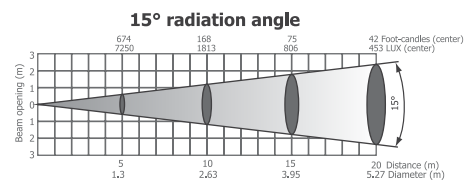


- **Lamp:** MSR 575/2 compact high-pressure metal lamp (575W, 7200K, 1000 hrs life), automatic and remote on/off
- **Ballast:** Magnetic
- **Colour system:** Full CMY + CT0
- **Zoom:** 12 - 34° standard, 24° - 60° or 87° with optional lenses supplied on request
- **Colour wheel:** 5 replaceable "SLOT&LOCK" colours + open
- **Colour wheel positioning:** 8- or 16-bit
- **Beam shaper:** 360° rotatable and indexable
- **Rotating beam shaper indexing:** 8- or 16-bit
- **Dimmer/Shutter:** Full range dimming and variable strobe effect
- **Zoom and Dimmer resolution:** 8- or 16-bit
- **Pan/Tilt movement range:** Pan 530°, Tilt 280°, automatic Pan/Tilt position correction
- **Pan/Tilt movement resolution:** 16-bit
- **Display:** 4-digit LED
- **Operation modes:** Stand alone, DMX operation, Master/Slave
- **Connectivity:** DMX (RDM support)
- **Control channels:** 18, 20, 22, 24 DMX; 4 protocol modes
- **Optional accessories:** Module of wide-angle lens D114; Module of Front wide-angle lens D200; Top hats

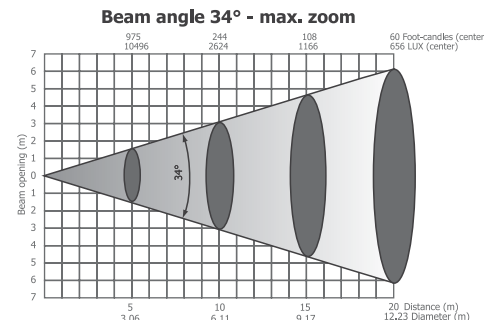
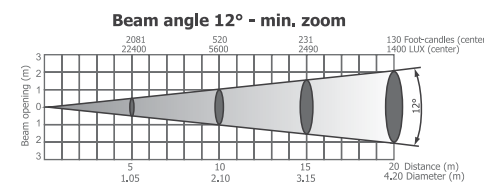
Dimensions: Height (head horizontally) = 588 mm (23.1"), Width = 470 mm (18.5"), Depth = 446 mm (17.6"); Weight - ColorWash 575E AT: 28 kg (61.7 lbs)
Weight - ColorWash 575 AT: EU model = 31 kg (68.3 lbs), US model = 34.5 kg (76.1 lbs)



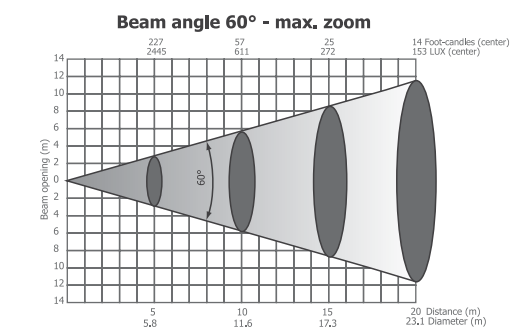
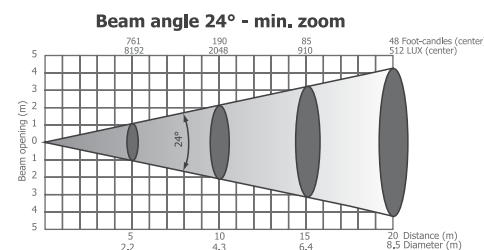
Lamp: MSR 575/2




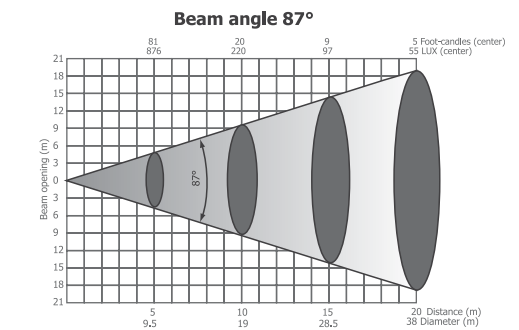
ColorWash 575 AT - standard zoom range



ColorWash 575 AT - optional wide-angle lens (supplied only on request)



ColorWash 575 AT - optional front wide-angle lens (supplied only on request)



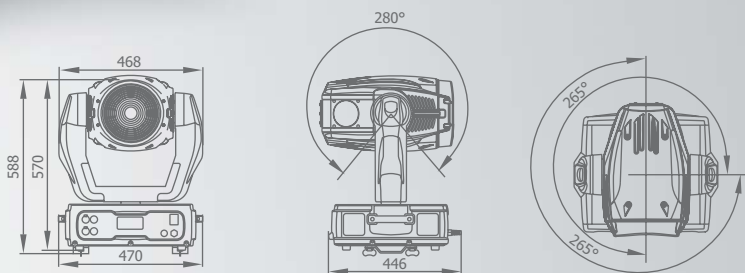
ColorWash 575 AT Zoom™

ColorSpot 250 AT™



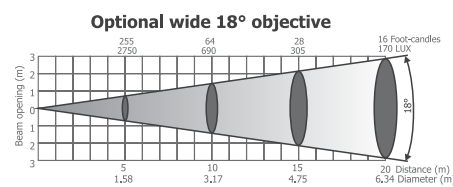
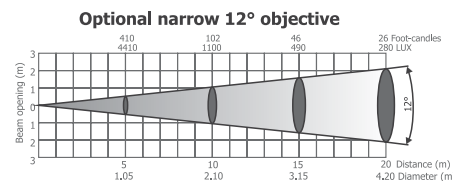
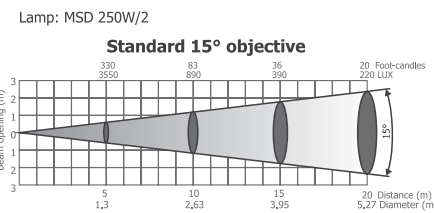
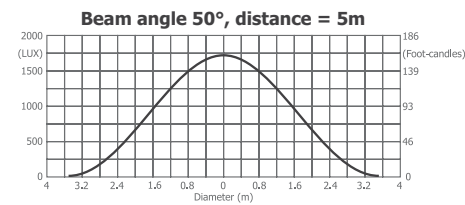
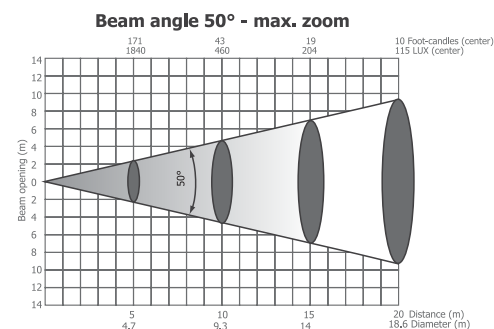
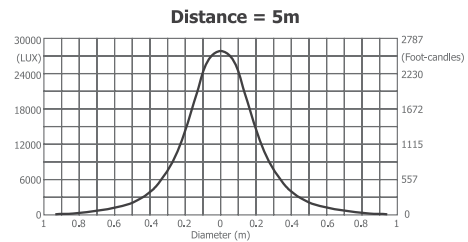
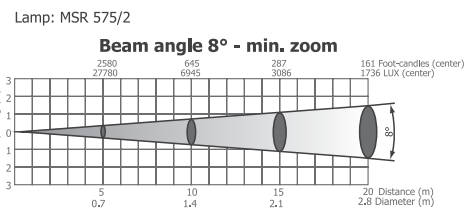
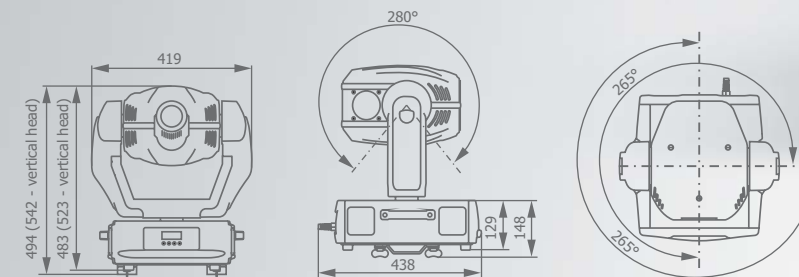
- **Lamp:** MSR 575/2 compact high-pressure metal lamp (575W, 7200K, 1000 hrs life), automatic and remote on/off
- **Ballast:** Magnetic
- **Colour system:** Full CMY + CTO
- **Zoom:** Linear 8° - 50°, motorized
- **Beam angle with optional front wide-angle lens:** 87°
- **Colour wheel:** 5 replaceable "SLOT&LOCK" colours + open
- **Colour wheel positioning:** 8- or 16-bit
- **Dimmer/Shutter:** Full range dimming and variable strobe effect
- **Zoom and Dimmer resolution:** 8- or 16-bit
- **Pan/Tilt movement range:** Pan 530°, Tilt 280°, automatic Pan/Tilt position correction
- **Pan/Tilt movement resolution:** 16-bit
- **Display:** 4-digit LED
- **Operation modes:** Stand alone, DMX operation, Master/Slave
- **Connectivity:** DMX (RDM support)
- **Control channels:** 16, 18, 19, 21 DMX; 4 protocol modes
- **Optional accessories:** Module of Front wide-angle lens D200; Top hats

Dimensions: Height (head horizontally) = 588 mm (23.1"), Width = 470 mm (18.5"), Depth = 446 mm (17.6"); Weight - ColorWash 575E AT Zoom: 28 kg (61.7 lbs)
Weight - ColorWash 575 AT Zoom: EU model = 31 kg (68.3 lbs), US model = 34.5 kg (76.1 lbs)



- **Lamp:** MSD 250/2 discharge lamp (250W, 8500K, 3000 hrs life), automatic and remote on/off
- **Ballast:** Magnetic
- **Beam angle:** 15° standard, optional 12° and 18° objective
- **Colour wheel:** 10 replaceable "SLOT&LOCK" dichroic filters + open, rainbow effect in both directions
- **Gobo wheel:** 7 rotating, indexable, replaceable "SLOT&LOCK" glass gobos + open
- **Gobo indexing:** 8- or 16-bit
- **Focus:** Remotely controllable motorized
- **Prism:** 3-facet, high speed rotating, replaceable by frost filter
- **Dimmer/Shutter:** Combined mechanical, smooth micro-step driven dimming
- **Gobo indexing, Prism indexing:** 8- or 16-bit
- **Focus, dimmer:** 8- or 16-bit
- **Pan/Tilt movement range:** Pan 530°, Tilt 280°, automatic Pan/Tilt position correction
- **Pan/Tilt movement resolution:** 16-bit
- **Display:** 4-digit LED
- **Operation modes:** Stand alone, DMX operation (RDM support), Master/Slave
- **Control channels:** 14, 16, 18, 20; 4 protocol modes

Dimensions: Height (head horizontally) = 494 mm (19.4"), Width = 419 mm (16.5"), Depth = 438 mm (17.2"); Weight: EU model = 20.5 kg (45.2 lbs), US model = 23.5 kg (51.8 lbs)



ColorWash 250 AT™

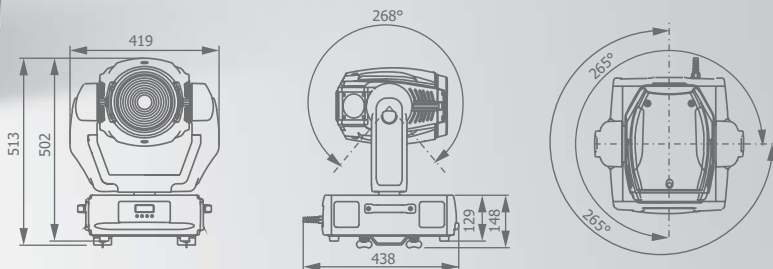
ColorSpot 170 AT™

AT series



- **Lamp:** MSD 250/2 discharge lamp (250W, 8500K, 3000 hrs life), remote on/off
- **Ballast:** Magnetic
- **Colour System:** Full CMY
- **Zoom:** Motorized 8° - 32°
- **Colour wheel:** Red, green, blue, 3200K, 5600K CT and UV filter, rainbow effect in both directions
- **Effect wheel:** Beam shaper, frost filter
- **Shutter:** Separate for black-out and variable strobing
- **Dimmer:** Very smooth micro-step driven dimming
- **Pan/Tilt movement range:** Pan 530°, Tilt 268°, automatic Pan/Tilt position correction
- **Pan/Tilt movement resolution:** 16-bit
- **Display:** 4-digit LED
- **Operation modes:** Stand alone, DMX operation (RDM support), Master/Slave
- **Control channels:** 16, 18, 20; 4 protocol modes

Dimensions: Height (head horizontally) = 513 mm (20.2"), Width = 419 mm (16.5"), Depth = 438 mm (17.2"); Weight: EU model = 20.5 kg (45.2 lbs), US model = 23.5 kg (51.8 lbs)

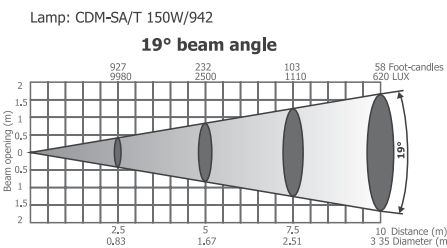
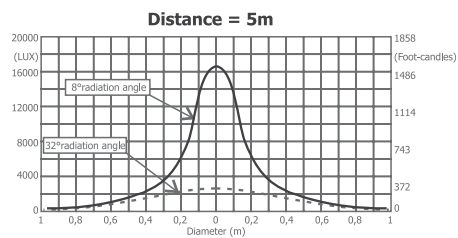
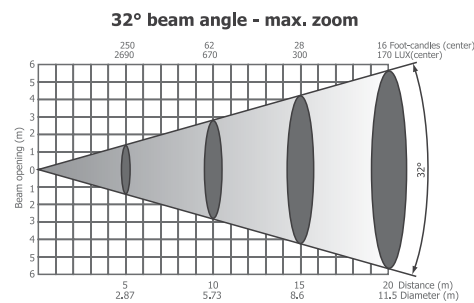
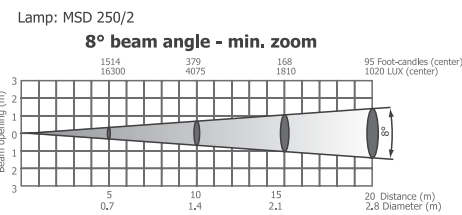

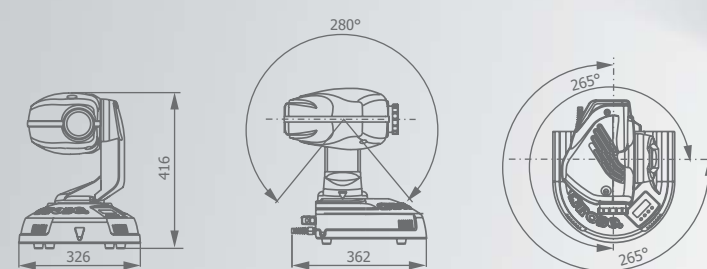


AT series



- **Lamp:** CDM-SA/T 150/942 discharge lamp (150W, 4200K, 6000 hrs life), automatic and remote on/off
- **Ballast:** Magnetic
- **Beam angle:** 19°
- **Focus:** Motorized
- **Colour wheel:** 10 replaceable "SLOT&LOCK" dichroic colours + open, rainbow effect in both directions
- **Gobo wheel:** 7 rotating, indexable, replaceable "SLOT&LOCK" gobos + open position, continuous rotation in both directions
- **Shutter:** Separate for black-out and strobe effect, 1-9 flashes per sec.
- **Pan/Tilt movement range:** Pan 530°, Tilt 280°, automatic Pan/Tilt position correction
- **Pan/Tilt movement resolution:** 8- or 16-bit
- **Display:** 4-digit LED
- **Operation modes:** Stand alone, DMX operation (RDM support), Master/Slave
- **Control channels:** 10, 12, 16; 4 protocol modes

Dimensions: Height (head horizontally) = 416 mm (16.4"), Width = 326 mm (12.8"), Depth = 362 mm (14.3"); Weight: EU model = 11 kg (24.3 lbs), US model = 13 kg (28.7 lbs)


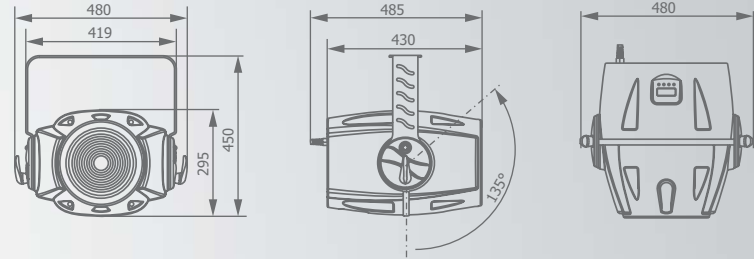


ColorMix 575 AT™

AT SERIES

- **Lamp:** MSR 575/2 discharge lamp (575W, 7200K, 1000 hrs life), automatic and remote on/off
- **Ballast:** Magnetic
- **Colour System:** Full CMY
- **Zoom:** Motorized, standard range 10° - 26°; 81° with front wide-angle lens
- **Colour wheel:** 4 dichroic filters, 3200K and 5600K CTF, UV filter + open
- **Effect wheel:** Beam shaper, frost filter
- **Dimmer/Shutter:** Full range dimming and variable strobe effect
- **Display:** 4-digit LED
- **Operation modes:** Stand alone, DMX operation (RDM support), Master/Slave
- **Control channels:** 11, 14
- **Optional accessories:** Barn doors, front wide-angle lens

Dimensions: Height = 450 mm (17.7"), Width = 480 mm (18.9"), Depth = 485 mm (19.1")
Weight: EU model = 22 kg (48.5 lbs), US model = 26 kg (57.3 lbs)


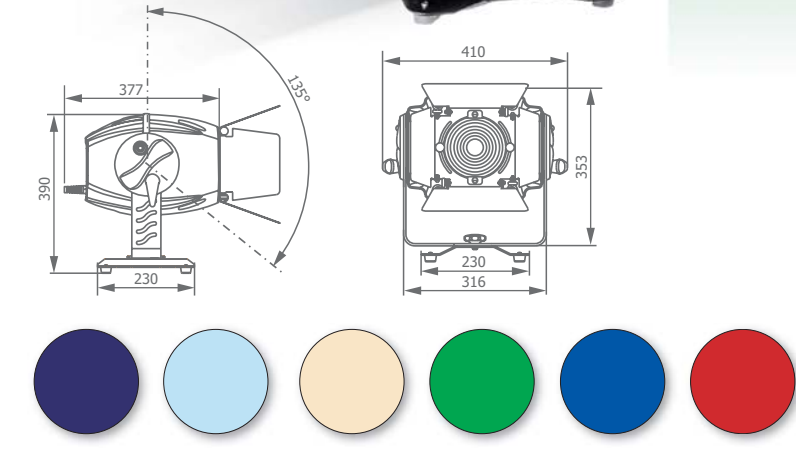
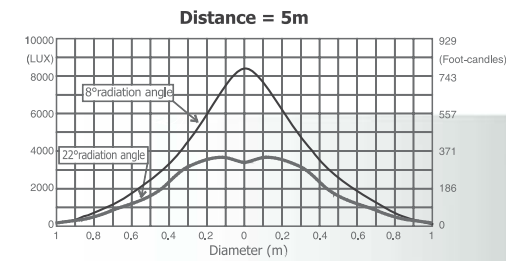
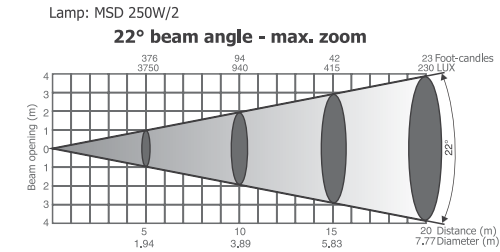
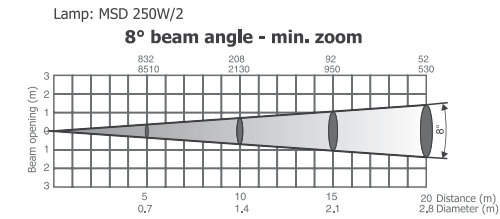


ColorMix 250 AT™

AT SERIES

- **Lamp:** MSD 250/2 discharge lamp (250W, 8500K, 3000 hrs life), automatic and remote on/off
- **Ballast:** Magnetic
- **Colour system:** Full CMY
- **Zoom:** Manual 8° - 22°
- **Colour wheel:** 3 dichroic filters, 3200K and 5600K correction filters, UV filter + open
- **Effect wheel:** Beam shaper, frost filter
- **Dimmer/Shutter:** Full range dimming and variable strobe effect
- **Display:** 4-digit LED
- **Programs:** 3 freely-programmable programs, up to 99 steps each
- **Control options:** DMX, Auto-trigger, Audio-trigger
- **Operation modes:** Stand alone, DMX operation (RDM support), Master/Slave
- **Control channels:** 10, 11
- **Accessories:** Barn doors, removable stand

Dimensions: Height = 353 mm (13.9") without stand, Width = 410 mm (16.1"), Depth = 377 mm (14.8")
Weight: EU model = 13.5 kg (29.8 lbs), US model = 16 kg (35.3 lbs)

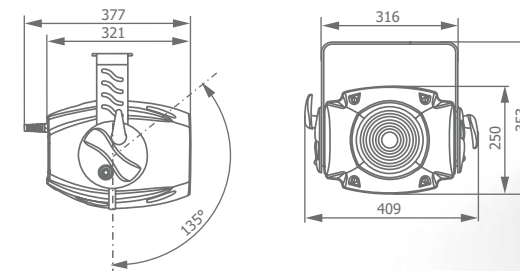


ColorMix 240 AT™

AT SERIES

- **Lamp:** MSD 250/2 discharge lamp (250W, 8500K, 3000 hrs life), automatic and remote on/off
- **Ballast:** Magnetic
- **Colour system:** Full CMY
- **Zoom:** Manual 8° - 22°
- **Dimmer/Shutter:** Full range dimming and variable strobe effect
- **Display:** 4-digit LED
- **Programs:** 3 freely-programmable programs, up to 99 steps each
- **Control options:** DMX, Auto-trigger, Audio-trigger
- **Operation modes:** Stand alone, DMX operation (RDM support), Master/Slave
- **Control channels:** 8, 11 DMX
- **Optional accessories:** Barn doors, removable stand

Dimensions: Height = 353 mm (13.9") without stand, Width = 409 mm (16.1"), Depth = 377 mm (14.8")
Weight: EU model = 13.5 kg (29.8 lbs), US model = 16 kg (35.3 lbs)



ROBE®

w w w . r o b e . c z

HQ & Factory: ROBE lighting s. r. o. • Házovice 2090 • 756 61 Rožnov p. Radhoštěm • Czech Republic • Tel.: +420 571 751 500 • Fax: +420 571 751 515 • E-mail: robe@robe.cz
South-EastAsia: ROBE S.E.A. • Singapore • Tel.: +65 8118 6665 • E-mail: info@robe-sea.com • **UK:** ROBE UK Ltd. • Northampton, UK • Tel.: 01604 741000 • E-mail: info@robeuk.com
America: ROBE Lighting Inc. • Sunrise, FL, USA • Tel.: +1 954 615 9100 • E-mail: info@robelighting.com
March 2010 © ROBE lighting s. r. o. All specifications subject to change without notice.