



# CERWIN-VEGA!

The LOUD Speaker Company

ALL PRICES AND SPECIFICATIONS SUBJECT TO CHANGE WITHOUT NOTICE

Pro-Sound & Lighting Solutions

www.pro-technica.com

buy online at www.musicworld.bg

## EUR

## Price List 7 / 2014

Effective July 25-th, 2014



Subject to change without prior notice.  
All former price lists expire with the publishing of this version.  
All prices are suggested net retail prices; ex works.  
There are applicable our General Terms of Business, only.

Articles marked \* will be discontinued soon!








EUR Netto (ex. VAT)	Special EUR (ex. VAT)	EUR + 20% DDS (incl. VAT)
---------------------------	-----------------------------	---------------------------------

Model	Description
-------	-------------


### Bass Processors














	<b>F-01</b> <b>19" Bass Processor with Subsonic Filter</b> • Frequency Response (+/-2 dB): 20 - 120 kHz • Cerwin Vega Bass boost technology; line level in/out; 115/230 AC • Protection: A/C fuse	99,00	<b>119,00</b> EUR	
---	---	-------	-------------------	---







### VE-Series

	<b>VE-5M</b> <b>5 1/4" 2-way Bookshelf Speaker/Satellite</b> • Power Handling: 125 watts • Sensitivity: 89 dB • Frequency Response: 60 Hz - 20 kHz • 5 1/4" Polymer-Coated Paper Cone Woofer • 1" Mylar Balanced Dome Tweeter with Ferro Fluid • Video Shielding and Voice Matched • Bass-reflex Cabinet in Compact Design • Packed Only in Pairs • Price is per pair	97,00	<b>116,00</b> EUR	
	<b>VE-5C</b> <b>5 1/4" 2-way Center Channel</b> • Power Handling: 150 watts • Sensitivity: 91 dB • Frequency Response: 60 Hz - 20 kHz • 5 1/4" Polymer-Coated Paper Cone Woofer • 1" Mylar Balanced Dome Tweeter with Ferro Fluid • Video Shielding and Voice Matched • Bass-reflex Cabinet in Compact Design •	87,00	<b>104,00</b> EUR	
	<b>V-5C</b> <b>Dual 5 1/4" 2-way Center Channel</b> • Power Handling: 150 watts • Sensitivity: 91 dB • Frequency Response: 60 Hz - 20 kHz • Dual 5 1/4" Polymer-Coated Paper Cone Woofers • 1" Mylar Balanced Dome Tweeter with Ferro Fluid • Video Shielding and High Frequency Protection • Bass-reflex Design • High-tech Metallic Granite Finish	63,00	44,00	<b>53,00</b> EUR
	<b>VE-8</b> <b>8" 2-way Tower Speaker</b> • Power Handling: 150 watts • Sensitivity: 91 dB • Frequency Response: 32 Hz - 20 kHz • 8" Treated Paper Cone Woofer • 1 1/4" Mylar Balanced Dome Tweeter with Ferro Fluid • High Frequency Protection • 3/4" High Density Cabinet Baffles • Cast Frame Woofer With Vintage Rad Surround • Legendary CV Bass-Reflex Design in Sleek, "Mini-Tower" Format	139,00	<b>167,00</b> EUR	
	<b>VE-12</b> <b>12" 3-way Tower Speaker</b> • Power Handling: 300 watts • Sensitivity: 93 dB • Frequency Response: 28 Hz - 20 kHz • 12" Extended Throw Woofer • 5.25 Treated Paper Cone Midrange • 1 1/4" Mylar Balanced Dome Tweeter with Ferro Fluid • High Frequency Protection • 3/4" High Density Cabinet Baffles • Cast Frame Woofer with Vintage Red Surround • Legendary Cv Bass-Reflex Design in Sleek, Slim Cabinet	210,00	<b>252,00</b> EUR	
	<b>VE-15</b> <b>15" 3-way Floor-Standing Speaker</b> • Power Handling: 400 watts • Sensitivity: 95 dB • Frequency Response: 26 Hz - 20 kHz • 15" Extended Throw Woofer • 5.25 Treated Paper Cone Midrange • 1 1/4" Mylar Balanced Dome Tweeter with Ferro Fluid • High Frequency Protection • 3/4" High Density Cabinet Baffles • Cast Frame Woofer with Vintage Red Surround	310,00	<b>372,00</b> EUR	
	<b>VE-28S VE-28SX</b> <b>Dual 8" Powered Subwoofer</b> • Peak Power: 300 watts • Continuously Variable Crossover from 40Hz - 120Hz • Dual 8" High Excursion Woofers • High Current, Class A/B Amplifier Design • User Selected Polarity Switch • AC & Thermal Protection • 3/4" High Density Cabinet Baffles • Bass-Reflex Design • Speaker Level & Line Level Inputs • LFE Input • Auto-On Sensing	230,00	<b>276,00</b> EUR	

### E-Series - DISCONTINUED - Special Price on remaining st

	<b>L-9 B</b> <b>8" 2-way Bookshelf Speaker</b> • Power Handling: 125 watts • Sensitivity: 91 dB • Frequency Response: 40Hz - 20kHz • 8" Woofer • 1 1/4" Balanced Dome Tweeter with Ferro Fluid • Bass-Reflex Design • Elegant Black Ash Finish • Packed Only in Pairs	70,00	44,00	<b>53,00</b> EUR
	<b>EE-310</b> <b>10" 3-way Floor-Standing Speaker</b> • Power Handling: 200 watts • Sensitivity: 95 dB • Frequency Response: 38Hz - 20kHz • 10" High Excursion Woofer with Diecast Aluminum Frame • 5 1/4" Paper Cone Midrange • 1 1/4" Dome Tweeter with Ferro Fluid • 3/4" High Density Cabinet Baffles • Bass-Reflex Design • Acoustic Contour Controls • Elegant Black Ash Finish	135,00	85,00	<b>102,00</b> EUR
	<b>E-76C</b> <b>Dual 6 1/2" 2-way Center Channel</b> • Power Handling: 150 watts • Sensitivity: 92 dB • Frequency Response: 50Hz - 20kHz • Dual 6 1/2" Paper Cone Woofers • 1" Dome Tweeter with Ferro Fluid • Video Shielded • Bass-Reflex Design • Elegant Black Ash Finish	111,00	70,00	<b>84,00</b> EUR

	Model	Description	EUR Netto (ex. VAT)	Special EUR (ex. VAT)	EUR + 20% DDS (incl. VAT)
<b>CLASSIC- Series - DISCONTINUED - Special Price on rem:</b>					
	<b>CLS-C-6C</b> 5 pcs on stock <b>DEAL</b>	<b>Dual 6 1/2" 2-way Center Channel</b> • Frequency Response: 50 Hz - 20 kHz • Power Handling: 125 watts • Sensitivity: 90 dB • 6.5" Woofer with Fiber Impregnated Cone • 1" Soft Dome Tweeter with Ferro Fluid • Proprietary High Frequency Waveguide • High Frequency Protection • Video Shielding • Elegant Black-Ash Enclosure	104,00	65,00	<b>78,00</b> EUR
<b>XLS- Series - NEW</b>					
	<b>XLS-6</b>	<b>6 1/2" 2-way Bookshelf</b> • Frequency Response: 50 Hz - 20 kHz • Power Handling: 125 watts • Sensitivity: 90 dB • Dual 6.5" Woofers with Fiber Impregnated Cone • 1" Soft Dome Tweeter with Ferro Fluid • Proprietary High Frequency Waveguide • High Frequency Protection • Video Shielding • Elegant Black-Ash Enclosure	90,00		<b>108,00</b> EUR
	<b>XLS-6C</b>	<b>Dual 6 1/2" 2-way Center Channel</b> • Frequency Response: 50 Hz - 20 kHz • Power Handling: 125 watts • Sensitivity: 90 dB • 6.5" Woofer with Fiber Impregnated Cone • 1" Soft Dome Tweeter with Ferro Fluid • Proprietary High Frequency Waveguide • High Frequency Protection • Video Shielding • Elegant Black-Ash Enclosure	125,00		<b>150,00</b> EUR
	<b>XLS-28</b>	<b>2 x 8" 3-way Tower</b> • Frequency Response: 38 Hz - 20 kHz • Power Handling: 200 watts • Sensitivity: 90 dB • 6.5" Midrange with Fiber Impregnated Cone • 1" Soft Dome Tweeter with Ferro Fluid • 10" Cast Frame High Excursion Woofer • Proprietary Mid and High Frequency Waveguide • Fuse Protection • Elegant Black-Ash Enclosure	239,00		<b>287,00</b> EUR
	<b>XLS-12</b>	<b>12" 3-way Tower</b> • Frequency Response: 28 Hz - 20 kHz • Power Handling: 300 watts • Sensitivity: 92 dB • 6.5" Midrange with Fiber Impregnated Cone • 1" Soft Dome Tweeter with Ferro Fluid • 12" Cast Frame High Excursion Woofer • Proprietary Mid and High Frequency Waveguide • Fuse Protection • Elegant Black-Ash Enclosure	299,00		<b>359,00</b> EUR
	<b>XLS-15</b>	<b>15" 3-way Tower</b> • Frequency Response: 26 Hz - 20 kHz • Power Handling: 400 watts • Sensitivity: 94 dB • 6.5" Midrange with Fiber Impregnated Cone • 1" Soft Dome Tweeter with Ferro Fluid • 15" Cast Frame High Excursion Woofer • Proprietary Mid and High Frequency Waveguide • Fuse Protection • Elegant Black-Ash Enclosure	369,00		<b>443,00</b> EUR
	<b>XLS-215</b>	<b>Dual 15" 3-way Tower</b> • Frequency Response: 24 Hz - 20 kHz • Power Handling: 500 watts • Sensitivity: 97 dB • 6.5" Midrange with Fiber Impregnated Cone • 1" Soft Dome Tweeter with Ferro Fluid • Dual 15" Cast Frame High Excursion Woofers • Proprietary Mid and High Frequency Waveguide • Fuse Protection • Elegant Black-Ash Enclosure	500,00		<b>600,00</b> EUR
	<b>XLS-12S-EU</b>	<b>12" Front-Firing Powered Subwoofer</b> • Frequency Response: 28 - 150 Hz • 350 watts Peak Power Output • 12" Cast Frame High Excursion Woofer • Continuously Variable Crossover from 40 - 150 Hz • Adjustable Level Control • Speaker Level & Line Level Inputs • LFE Input • Auto-On Sensing • User Selected Polarity Switch • Hi Current, Class AB Amplifier Design • Elegant Black-Ash Enclosure • Bass Reflex Design	399,00		<b>479,00</b> EUR
	<b>XLS-15S-EU</b>	<b>15" Front-Firing Powered Subwoofer</b> • Frequency Response: 25 - 150 Hz • 450 watts Peak Power Output • 15" Cast Frame High Excursion Woofer • Continuously Variable Crossover from 40 - 150 Hz • Adjustable Level Control • Speaker Level & Line Level Inputs • LFE Input • Auto-On Sensing • User Selected Polarity Switch • Hi Current, Class AB Amplifier Design • Elegant Black-Ash Enclosure • Bass Reflex Design	479,00		<b>575,00</b> EUR
<b>XD- Series - NEW</b>					
	<b>NEW</b> XD-3	<b>Powered Desktop Speaker (Pair)</b> • Compact size without "compact" sound • Appearance matches laptops and LCD monitors • Magnetically shielded to prevent interference • Rich and natural sound of a real wood enclosure • 3" woofer / 3/4" tweeter • 15 watts per channel amp with built in crossover • Perfect for music, gaming and media production	128,00		<b>154,00</b> EUR
<b>RL-Series - DISCONTINUED - Special Price on remaining</b>					
	<b>!!!</b> RL-28W 1 pcs on stock <b>DEAL</b>	<b>Dual 8" Powered Subwoofer</b> • Frequency Response: 50 Hz - 20 kHz • Power Handling: 125 watts • Sensitivity: 92 Db • Impedance: 8 ohm compatible • Crossover frequencies: 3.5 kHz • Video Shielding	279,00	160,00	<b>192,00</b> EUR
<b>HD-Series - DISCONTINUED - Special Price on remaining</b>					
	<b>CVHD-63</b> 2 pcs on stock <b>DEAL</b>	<b>High Definition Satellite/Surround Speaker</b> • LSW (Line Source Wave) Line Array Technology • Frequency Response: 150Hz - 22kHz • Recommended Power: 50-125 watts • Impedance: 8 Ohms Nominal • Sensitivity: 95dB • (6) 3" Cellulose Composite Cone Woofers • (1) 1" Soft Dome Tweeter • Video Shielded • Integrated 150Hz Highpass Filter • Neodymium magnets to reduce weight • Wall Mount Bracket & Hardware Included • Optional Stands Sold Separately • Dimensions - 57.15 x 12.7 x 12.7 cm • Weight - 2.87 kg	78,00	41,00	<b>49,00</b> EUR
	<b>CVHD-12SX</b> 1 pcs on stock <b>DEAL</b>	<b>12" Powered Front-Firing Subwoofer</b> • Frequency Response: 28Hz - 150kHz • Amplifier Power: 250 watts continuous • Continuously Variable Crossover: 50Hz - 150Hz • 12" High Excursion Woofer • High Current, Class A/B Amplifier Design • User Selected Phase: 0 or 180 degrees • AC & Thermal Protection • 3/4" High Density Cabinet • Bass-Reflex Design • Speaker Level & Line Level Inputs • LFE Input • Auto-On Sensing • Dimensions - 45,09 x 42,55 x 41,91 cm • Weight - 22,05 kg	256,00	133,00	<b>160,00</b> EUR
	<b>CVHD-FS</b>	<b>Flour Stand for CVHD-63</b>	107,00	56,00	<b>67,00</b> EUR
	<b>CVHD-CS</b>	<b>Flour Stand for CVHD-63C - Center Channel</b>	38,00	20,00	<b>24,00</b> EUR

Model	Description	EUR Netto (ex. VAT)	Special EUR (ex. VAT)	EUR + 20% DDS (incl. VAT)
<b>CERWIN-VEGA! ACTIVE</b>				
	<b>CVA-28X</b> <b>Cerwin-Vega Active High Performance Dual 8-inch full range speaker</b> • Compact, High-Performance, Powered, 3-Way System • Dual 8" woofers with 1.4" HF concentric driver • <b>60 Hz - 20 Hz (±3 dB)</b> • <b>Built-in Tri-Ampered Module with 380 watt RMS</b> , 800 watt peak power • Flyable Capabilities • Cast Aluminum Grille • Hardwood Enclosure with Coolex™ Paint Finish • Stage Monitor Capabilities • Cluster "Array-like" Configurations • Compact & Light Enclosure Design	349,00		<b>419,00</b> EUR
<b>VEGA! BASS</b>				
	<b>CVA-115X</b> <b>Cerwin-Vega Active High Performance 15-inch subwoofer</b> • Legendary Cerwin-Vega Bass Performance • Custom 18-inch Cerwin-Vega Woofer • <b>Built-in Amplification with 700 watts RMS</b> , 1,400 watt peak power • Master/Slave Output • Cast Aluminum Grille • Hardwood Enclosure with Coolex™ Paint Finish • Top-mount 35 mm Pole Socket	499,00		<b>599,00</b> EUR
	<b>CVA-118X</b> <b>Cerwin-Vega Active High Performance 18-inch subwoofer</b> • Legendary Cerwin-Vega Bass Performance • Custom 18-inch Cerwin-Vega Woofer • <b>Built-in Amplification with 700 watts RMS</b> , 1,400 watt peak power • Master/Slave Output • Cast Aluminum Grille • Hardwood Enclosure with Coolex™ Paint Finish • Top-mount 35 mm Pole Socket	649,00		<b>779,00</b> EUR
	<b>CVA-121X</b> <b>Cerwin-Vega Active High Performance Dual 21-inch subwoofer</b> • Legendary Cerwin-Vega Bass Performance • Custom 21-inch Cerwin-Vega Woofer • <b>Built-in Amplification 1200 watts RMS</b> , 2,400 watt peak power • Onboard parametric equalize for adjusting gain, frequency, and Q • Master/Slave Output • Cast Aluminum Grille • Hardwood Enclosure with Coolex™ Paint Finish • 3 Top-mount 35 mm Pole Sockets	999,00		<b>1.199,00</b> EUR
<b>CVHF- Series - NEW</b>				
	<b>NEW CVHF-A18S</b> <b>18" High Powered Active Sub</b> • 1 Custom 18" front firing subwoofer • 18" woofer is reinforced for increased stiffness and durability • Cabinets are attractive black woodgrain to fit into any décor. • High power amplifiers with adjustable crossovers • RCA and XLR inputs & Thru • Master/ Slave Output allows for daisy-chaining multiple subs reduces cable connections Cast • Aluminum Grille protects the woofer and acts as a heatsink by reducing power compression • All CVHF products are black Ash PVC covering, 18mm MDF.	649,00		<b>779,00</b> EUR
	<b>NEW CVHF-A21S</b> <b>21" High Powered Active Stroker™ Sub</b> • 1 Custom 21" Stroker™ front firing subwoofer • Patented Cerwin-Vega Stroker™ technology improves cooling and reliability • 21" woofer is carbon-fiber reinforced for increased stiffness and durability • Cabinets are attractive black woodgrain to fit into any décor. • High power amplifiers with adjustable crossovers • RCA and XLR inputs & Thru • Master/ Slave Output allows for daisy-chaining multiple subs reduces cable connections Cast • Aluminum Grille protects the woofer and acts as a heatsink by reducing power compression	999,00		<b>1.199,00</b> EUR

